

DRAWING WITH STEVE HARPSTER.COM


← FOLD HERE →

# CHATTERING CHEWIE

**SIMPLE TO MAKE!**

**YOU WILL NEED:**

**SCISSORS**





**TAPE**



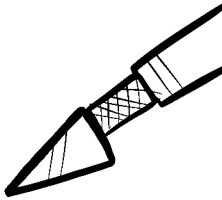
**X-ACTO KNIFE**





CUT OUT  
FACE STRIP  
AND WEAVE  
INTO  
FACE



ADULT  
HELP  
WITH  
CUTS  
ON FACE





TRY DRAWING  
YOUR OWN USING  
THE BLANK  
TEMPLATE.



DRAWING WITH  
STEVE HARPISER.COM




← FOLD HERE →

# BLANK TEMPLATE

**SIMPLE TO MAKE!**

**YOU WILL NEED:**

**SCISSORS**





**TAPE**



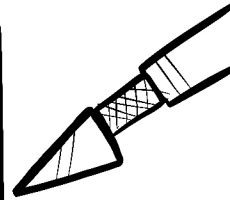
**X-ACTO KNIFE**



CUT OUT  
FACE STRIP  
AND WEAVE  
INTO  
FACE



ADULT  
HELP  
WITH  
CUTS  
ON FACE



DRAW  
FACE  
ON THIS  
STRIP



PULL

CUT  
OUT

LOVE TO SEE  
YOUR WORK, I WOULD.  
ART@HARPTOONS.COM  
SEND TO PLEASE.

DRAWING WITH  
STEVE HARPSTER.COM